

Gong, Liang (COMPSCI 169 LEC 001 SOFTWARE ENGINEER) - Fall 2016
[ENGINEERING] Fall 2016 Evaluations - For GSI Reporting New Definition

Creation Date Mon, Jan 30, 2017

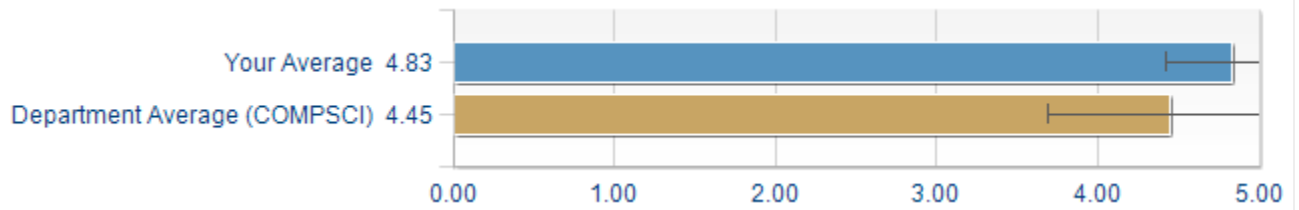


Instructor Ratings

Please rate the GSI's overall teaching effectiveness

Overall

StandardDev

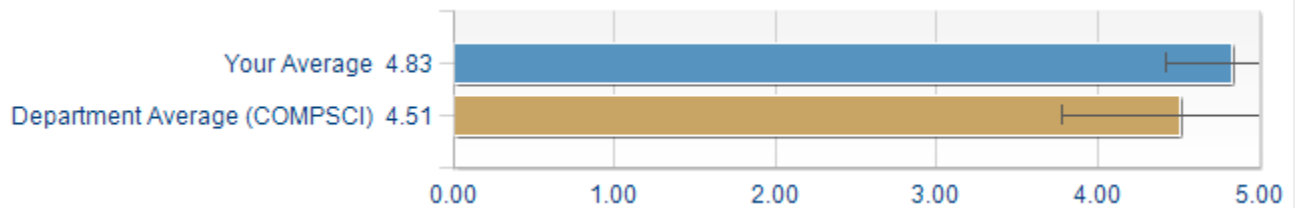


Options	Count	Percentage
1-Least Effective	0	0.00%
2	0	0.00%
3	0	0.00%
4	1	16.67%
5-Most Effective	5	83.33%

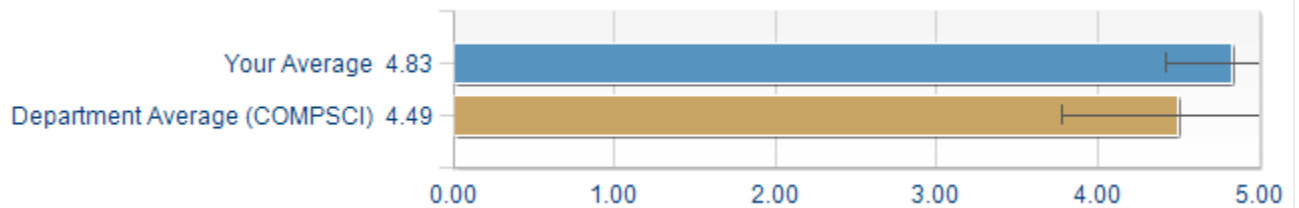
Statistics	Value
Response Count	6
Mean	4.83
Median	5.00
Standard Deviation	+/-0.41

GSI Ratings

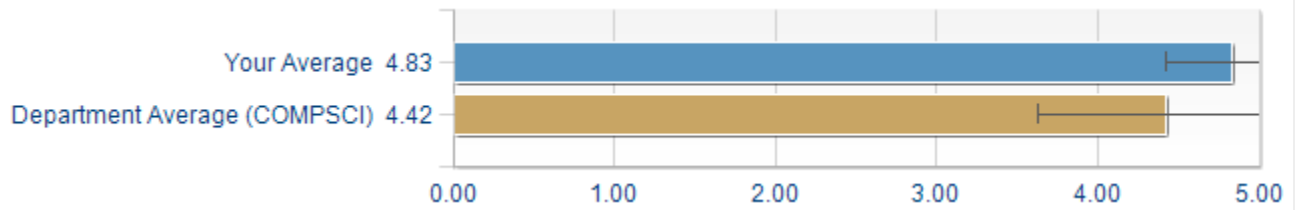
1. Helpful in understanding course material



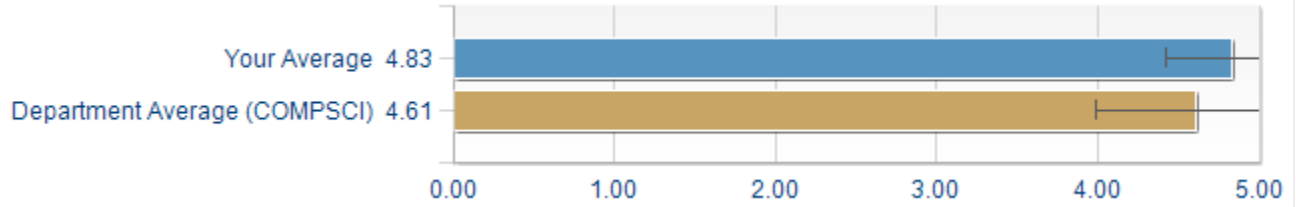
2. Is well prepared



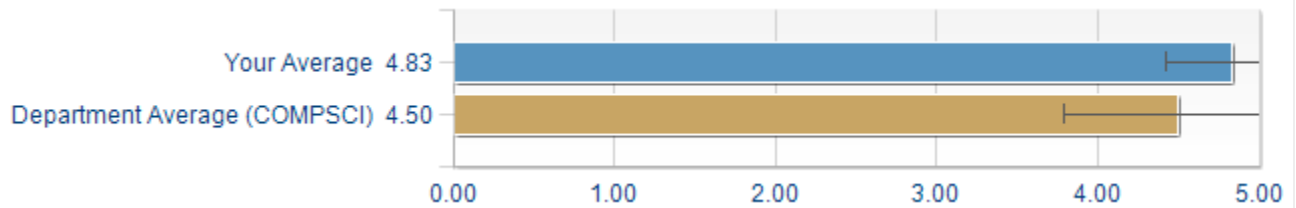
3. Communicates ideas effectively



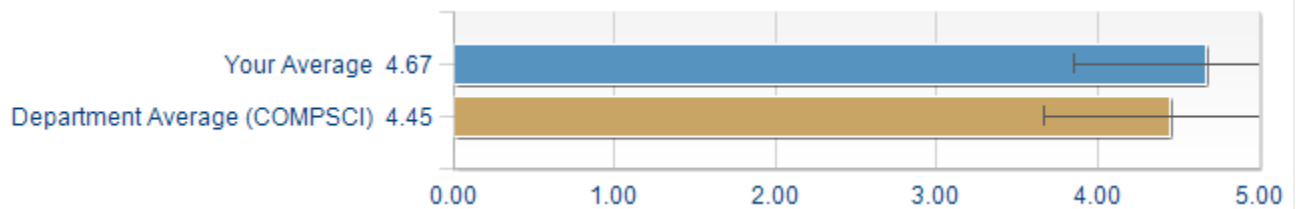
4. Appears to have a good knowledge of the subject matter



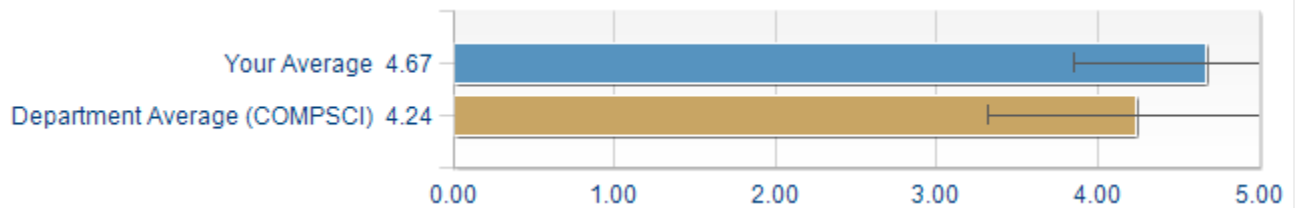
5. Answers questions accurately



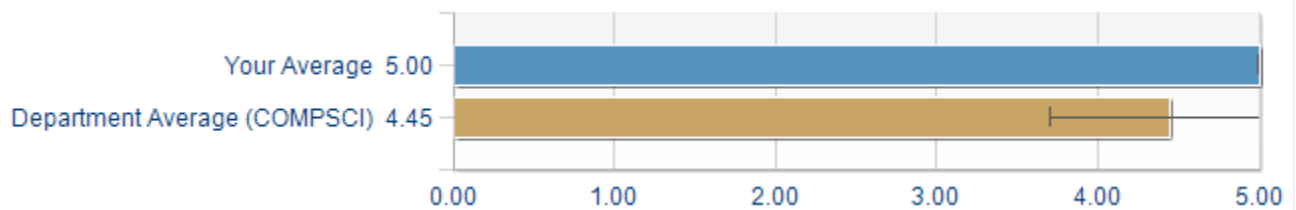
6. Encourages questions and/or classroom discussion



7. Is aware when students are having difficulty



8. Is accessible during office hours



1. Helpful in understanding course material

Options	Count	Percentage
1-Strongly Disagree	0	0.00%
Disagree	0	0.00%
Neutral	0	0.00%
Agree	1	16.67%
5-Strongly Agree	5	83.33%

2. Is well prepared

Options	Count	Percentage
1-Strongly Disagree	0	0.00%
Disagree	0	0.00%
Neutral	0	0.00%
Agree	1	16.67%
5-Strongly Agree	5	83.33%

Statistics	Value
Response Count	6
Mean	4.83
Median	5.00
Standard Deviation	+/-0.41

3. Communicates ideas effectively

Options	Count	Percentage
1-Strongly Disagree	0	0.00%
Disagree	0	0.00%
Neutral	0	0.00%
Agree	1	16.67%
5-Strongly Agree	5	83.33%

Statistics	Value
Response Count	6
Mean	4.83
Median	5.00
Standard Deviation	+/-0.41

5. Answers questions accurately

Options	Count	Percentage
1-Strongly Disagree	0	0.00%
Disagree	0	0.00%
Neutral	0	0.00%
Agree	1	16.67%
5-Strongly Agree	5	83.33%

Statistics	Value
Response Count	6
Mean	4.83
Median	5.00
Standard Deviation	+/-0.41

7. Is aware when students are having difficulty

Options	Count	Percentage
1-Strongly Disagree	0	0.00%
Disagree	0	0.00%
Neutral	1	16.67%
Agree	0	0.00%
5-Strongly Agree	5	83.33%

Statistics	Value
Response Count	6
Mean	4.67
Median	5.00
Standard Deviation	+/-0.82

Statistics	Value
Response Count	6
Mean	4.83
Median	5.00
Standard Deviation	+/-0.41

4. Appears to have a good knowledge of the subject matter

Options	Count	Percentage
1-Strongly Disagree	0	0.00%
Disagree	0	0.00%
Neutral	0	0.00%
Agree	1	16.67%
5-Strongly Agree	5	83.33%

Statistics	Value
Response Count	6
Mean	4.83
Median	5.00
Standard Deviation	+/-0.41

6. Encourages questions and/or classroom discussion

Options	Count	Percentage
1-Strongly Disagree	0	0.00%
Disagree	0	0.00%
Neutral	1	16.67%
Agree	0	0.00%
5-Strongly Agree	5	83.33%

Statistics	Value
Response Count	6
Mean	4.67
Median	5.00
Standard Deviation	+/-0.82

8. Is accessible during office hours

Options	Count	Percentage
1-Strongly Disagree	0	0.00%
Disagree	0	0.00%
Neutral	0	0.00%
Agree	0	0.00%
5-Strongly Agree	5	100.00%

Statistics	Value
Response Count	5
Mean	5.00
Median	5.00
Standard Deviation	+/-0.00

Open Ended Questions

Instructor

Please provide comments or suggestions about the GSI

Comment
He's the best!